



# PROCEADE-CRC-03 Study Site Training Program

# Participant Materials

## Awareness & Consideration



*Waiting Room  
Recruitment  
Poster*



*Study Introduction  
Brochure*



*Study Website  
(With Participant  
Resource Center)*



*Precem-TcT  
Animation*



*Precem-TcT  
Infographic*

## Consent & Enrollment



*Informed  
Consent Flip  
Chart*



*Understanding  
the PROCEADE  
Study  
Animation*



*Appointment  
Reminder  
Card*



*Thank You  
Card*



*Emergency  
Card*



*Patient  
Dosing Diary*

# Waiting Room Recruitment Poster

## Audience

Potential Participants & Caregivers

## Objectives

Provides key information about the study to capture attention of potential participants and raise awareness for the study. Includes a QR code that directs to the study website for additional information.

## How to Use

Display prominently in waiting areas and high-traffic locations to raise awareness of the study. Ensure posters are visible at eye level and near check-in desks where patients and/or members of their care circle have time to review.



# Study Introduction Brochure

## Audience

Potential Participants & Caregivers

## Objectives

Pre-consent brochure given to potential participants containing a brief overview of the study.

## How to Use

Provide to potential participants during initial discussions or after they express interest from the Recruitment Poster or physician referral. Use the brochure as a conversation guide to walk through key study highlights, eligibility basics, and participation expectations. Encourage potential participants to take it home for review with family.



# Study Website

## Audience

Potential/Enrolled Participants & Caregivers

## Objectives

Website that participants will access and be driven to by print resources (via QR code), social media posts, and/or a media campaign. Provides a familiar resource for potential and active study participants to learn more about the study and easily access study information and resources.

## How to Use

Direct interested participants to the website for additional study details and FAQs. Site staff can also reference the site as a quick tool for answering common questions.

# Precem-TcT Animation & Infographic

## Audience

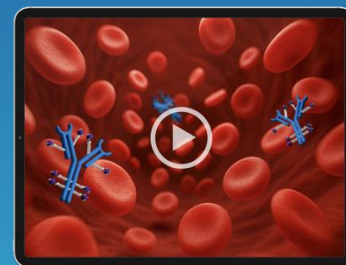
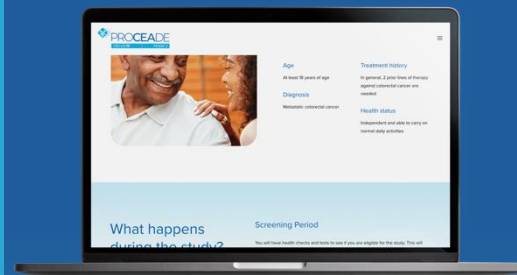
Participants & Caregivers

## Objectives

Animation explaining how Precem-TcT is administered, what the components of this antibody-drug conjugate are, and the mechanism of action inside the body. This information is also summarized in an accompanying double-sided infographic.

## How to Use

Share during the consent discussion or Screening Visit to visually explain how Precem-TcT is administered and what it does inside the body. The animation can be shown on a tablet or monitor while the infographic can be displayed for supplemental reinforcement.



# Informed Consent Flip Chart

<b>Audience</b>	Potential Participants & Caregivers (plus Site Staff)
<b>Objectives</b>	Resource kept at sites to facilitate discussion about the Informed Consent Process during enrollment. Contains a participant-facing side and site staff-facing side with suggested talking points.
<b>How to Use</b>	Utilize during the Informed Consent Process as a visual aid to guide conversation through key study elements. Flip pages sequentially while allowing time for discussion and questions. Leave space for open dialogue and confirmation of understanding throughout.



# Understanding the PROCEADE Study Animation

<b>Audience</b>	Potential/Enrolled Participants & Caregivers
<b>Objectives</b>	Animation that provides background and detail about topics such as study schedule, visit procedures, what is required from the participant, and their overall role in the clinical trial process, in an engaging, digestible format.
<b>How to Use</b>	Play prior to or during the consent conversation to provide a high-level overview of study participation. Encourage participants to ask questions after viewing. Revisit as needed to reinforce key messages.



# Appointment Reminder Card

## Audience

Participants & Caregivers

## Objectives

Reminds participants of upcoming site visit dates and any relevant additional reminders for the next visit.

## How to Use

Provide at each visit with the next appointment date and time information clearly written. Encourage participants to keep the card in a visible location (*wallet, calendar, refrigerator*).



# Thank You Card

## Audience

Participants & Caregivers

## Objectives

Bi-folded card to thank participants for their time and participation in the study. Contains "Thank You" on the front and a message inside.

## How to Use

Provide to participants to acknowledge their contribution to the study. Can be handed out directly by site staff or included with visit materials to reinforce appreciation and support retention.



# Emergency Card

## Audience

Participants & Caregivers

## Objectives

Wallet-size folded card for participants to carry during the trial. Contains basic information regarding the study so HCPs unaffiliated with the study may be informed that their patient is enrolled in a clinical trial and may be receiving an investigational treatment.

## How to Use

Issue to participants at enrollment. Instruct them to carry the card at all times. Review when and how to use it, including presenting it to healthcare providers in case of emergency and contacting the study team as directed.



# Patient Dosing Diary

## Audience

Participants & Caregivers

## Objectives

A data collection tool to help participants in the FTD-TPI arm to keep track of doses taken. Site staff can remove completed pages to file in the participant's records.

## How to Use

Provide clear instructions on how and when to complete diary entries. Review completion expectations at each visit and check entries for accuracy and completeness. Reinforce the importance of timely, honest reporting. Collect the completed page for each cycle.



# Site Materials

## Site Materials



*HCP Referral  
Letter*



*Mini Protocol*



*Study Design  
Infographic*



*I/E Criteria  
Checklist*



*SOA Reference  
Cards*

# HCP Referral Letter

## Audience

Health Professionals

## Objectives

Informs HCPs outside of the study about the study to encourage referrals. Includes study rationale, key enrollment criteria, and instructions for referral.

## How to Use

Complete the contact information section. Distribute to healthcare providers to introduce the study and encourage referrals. Follow up with outreach as appropriate.

# Mini Protocol

## Audience


Sites

## Objectives

Tabbed spiral-bound pocket version of the study protocol for easy reference for the site staff.

## How to Use

Use as a quick-reference guide for the full protocol. Keep accessible at work stations for daily operational support.



# Study Design Infographic

## Audience

Sites

## Objectives

An at-a-glance visual reference of the study design, including study periods, arms, cycle length, study treatment, visit frequency, and tumor scan frequency.

## How to Use

Display in site staff areas or use during internal training to visually explain study flow, treatment arms, and timelines.



# I/E Criteria Checklist

## Audience

Sites

## Objectives

Tear pad containing individual double-sided sheets containing a checklist of inclusion and exclusion criteria for site staff use.

## How to Use

Complete during pre-screening and screening visits to ensure all inclusion and exclusion criteria are reviewed systematically. Use to reduce screening errors and maintain protocol compliance. Retain per site documentation requirements.



# Schedule of Activities Reference Cards

---

**Audience**

Sites

---

**Objectives**

Set of 4 quick-reference ring cards containing the schedule of activities

---

**How to Use**

Keep readily available for study coordinators and investigators as a quick guide to required procedures at each visit. Reference before and during participant visits to ensure all assessments are completed per protocol.





EMD Serono Research & Development Institute, Inc. is an affiliate of Merck KGaA, Darmstadt, Germany.  
©2026 Merck KGaA, Darmstadt, Germany or its affiliates. All rights reserved.